

## Revision Record

| Date      | Version | Revision  |
|-----------|---------|---|
| 4/18/2023 | 1.4.5.2 | <ol style="list-style-type: none"> <li>Eye Diagram: supported 100Base-T1 (PAM3)</li> <li>SCPI: Supported Search</li> <li>Supported USB-GPIB</li> <li>Fixed several bugs <ol style="list-style-type: none"> <li>DY-WTFK-202203165613: Spectrum menu after installing</li> <li>DY-WTFK-202209237014: Scope restarts acquisition after few seconds when stopped</li> <li>DY-WTFK-202207076348: Filter settings way off in special acquisition modes</li> <li>DY-WTFK-202209237015: Zone trigger doesn't work at some input frequencies</li> </ol> </li> </ol>  |
| 11/4/2022 | 1.4.4.1 | <ol style="list-style-type: none"> <li>Force trigger strategy changed (same as SDS2000X HD)</li> <li>Save/Recall <ol style="list-style-type: none"> <li>Supported to save all sequence segments</li> <li>Supported Auto Save</li> </ol> </li> <li>Fixed several bugs <ol style="list-style-type: none"> <li>Cannot communicate with the SDG2000X and SDG7000A over USB in Bode Plot</li> <li>Random +/-200 ps skew between channels after power/reboot cycle</li> <li>[Power analysis] - Switching losses - Error in calculations</li> <li>FFT wrong vertical scale</li> </ol> </li> <li>Memory channel trace always on top</li> </ol>  |
| 6/28/2022 | 1.4.3.3 | <p><b>Note: This release cannot be downgraded to former releases.</b></p> <ol style="list-style-type: none"> <li>Math: added filter operator</li> <li>Supported to save waveform as Memory traces, which store the raw data instead of the screen data (as Ref does), and can be source of Measure/Math etc.</li> <li>Measure: improved the AIM limit from 1,000 to up to 65,000 (AIM limit: the upper limit of horizontal parameters measure statistics in one frame )</li> <li>Optimized intensity display of math traces.</li> <li>Added support for mouse wheel when using a mouse</li> <li>Supported CP030 current probe (with LPA10 adapter)</li> <li>Eye Diagram: 100Base-TX signal supported</li> <li>Trigger: Pattern trigger strategy changed</li> <li>Power Analysis: <ol style="list-style-type: none"> <li>Supported MOSFET SOA (Safe Operating Area)</li> <li>Bigger table size</li> </ol> </li> <li>Fixed several bugs <ol style="list-style-type: none"> <li>Moving the traces by gestures may cause the scope to freeze</li> </ol> </li> </ol> |

| Date       | Version | Revision   |
|------------|---------|--|
|            |         | b) [Bode Plot]Vertical Ref.level manual setting is partially bad |
|            |         | c) [Measure]Track plot - not working well in general             |
|            |         | d) [Power Analysis]Current harmonics forgets table/bar view      |
|            |         | e) Waveform Capture Rate breakdown at 20 ns/div                  |
|            |         | Measurements skip buffers in history mode                        |
| 2/10/2022  | 1.4.0.0 | 1. Channel: two custom probe ratio options supported             |
|            |         | 2. Fixed several bugs  |
|            |         | a) Bode Plot draw error (missing draw)                           |
|            |         | b) Bode Plot - Very slow, nearly stuck, with some signal levels  |
|            |         | c) Counter - totalizer not showing all numbers                   |
|            |         | 3. Counter (time period) shows incredible numbers                |
| 11/8/2021  | 1.3.9.0 | 1. Added English help  |
|            |         | 2. Added SCPI commands for network storage                       |
| 10/13/2021 | 1.3.7.0 | 1 <sup>st</sup> release  |

## Version Compatibility

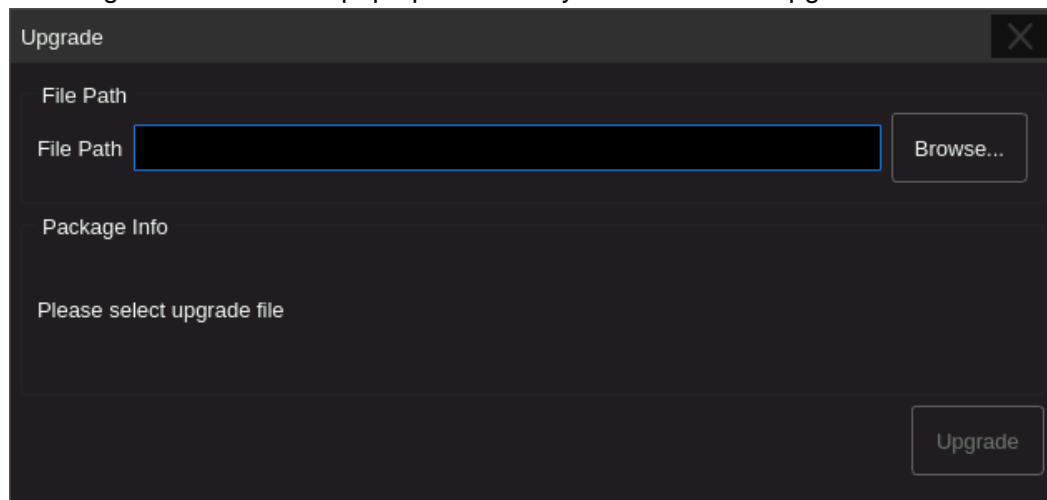
| Source Version | Object Version | Compatibility |
|----------------|----------------|---------------|
| 1.4.4.1        | 1.4.5.2        | Tested        |
| 1.4.3.3        | 1.4.5.2        | Tested        |
| 1.4.0.0        | 1.4.5.2        | Tested        |
| 1.3.9.0        | 1.4.5.2        | Tested        |
| 1.4.3.3        | 1.4.4.1        | Tested        |
| 1.4.0.0        | 1.4.4.1        | Tested        |
| 1.3.9.0        | 1.4.4.1        | Tested        |
| 1.3.7.0        | 1.4.4.1        | Tested        |
| 1.4.0.0        | 1.4.3.3        | Tested        |
| 1.3.9.0        | 1.4.3.3        | Tested        |
| 1.3.7.0        | 1.4.3.3        | Tested        |
| 1.3.9.0        | 1.4.0.0        | Tested        |
| 1.3.7.0        | 1.4.0.0        | Tested        |
| 1.3.7.0        | 1.3.9.0        | Tested        |

## Upgrade Instructions

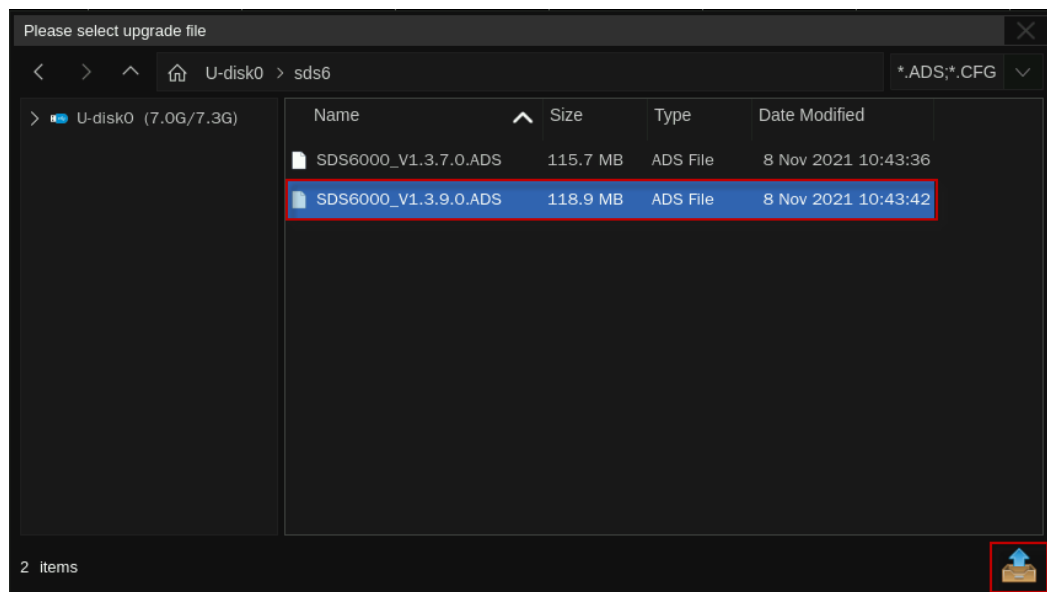
### Upgrade from a U-disk (USB Memory device)

**WARNING: DO NOT shut off the instrument until the update is completed.**

1. Copy the update file (\*.ads) to a FLASH type U-disk, and then insert the U-disk into one of the USB host ports of the instrument.
2. Press the **Utility** button on the front panel, and press "**Maintenance** -> **Upgrade**". The following menu should pop up and allow you to select the upgrade file

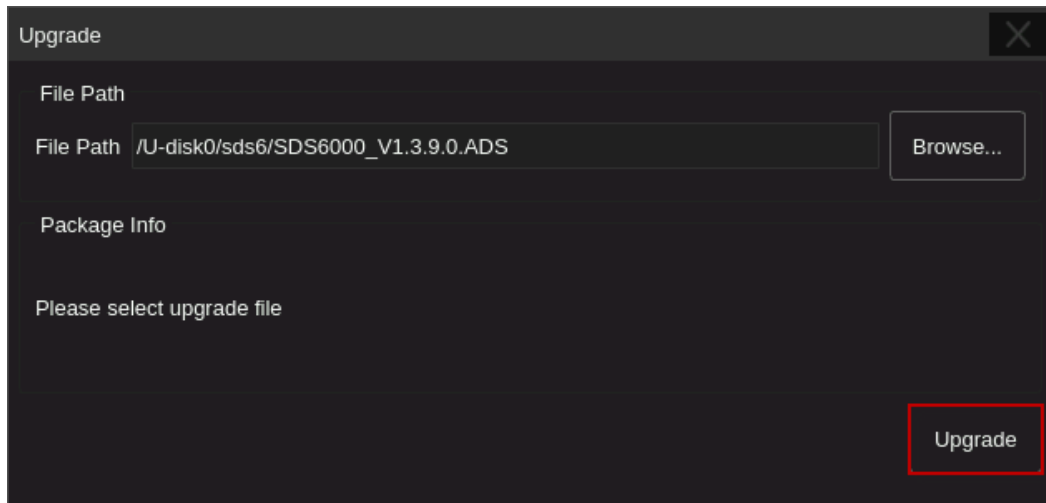


3. Click **Browse** in the menu above, and then select the correct update file (\*.ads) in the pop-up resource manager

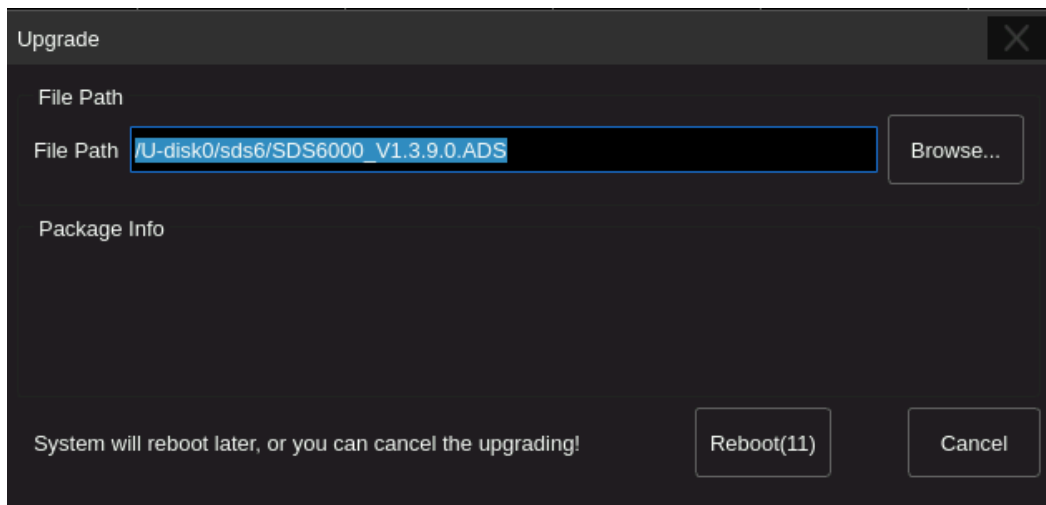


4. Click the recall icon  in the interface above and return to the upgrade dialog.

Click **Upgrade** to perform the upgrade operation:



5. The system will first copy and verify the upgrade package. After the upgrade package is validated, the following interface will appear. Click **Reboot** to continue the upgrade, or click **Cancel** to cancel it.



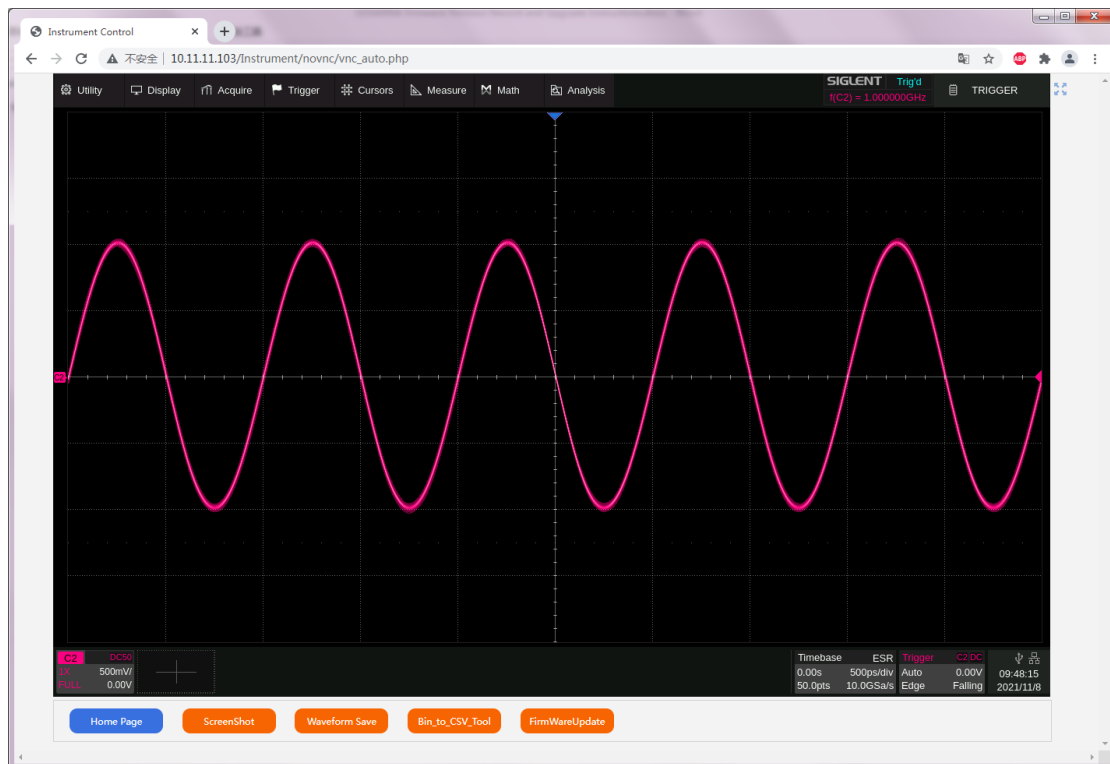
6. After the instrument reboots, check the version number through the **Utility->System Info** to confirm if the upgrade is successful.

| System Info       |   |
|-------------------|---|
| Software Version: | 1.3.9.0                                 |
| Uboot-OS Version: | 1.14                                    |
| FPGA Version:     | 2021-10-13                              |
| CPLD Version:     | c0                                      |
| Hardware Version: | 01-02                                   |
| MCU Version:      | 20200720                                |
| Scope ID:         | ac50-8a7c-3786-0a83                     |
| USB ID:           | USB0::0xF4EC::0x1013::0123456789::INSTR |
| Serial No. :      |   |
| Model:            | SDS6204A                                |

**WARNING: DO NOT shut off the instrument until the update is completed.**

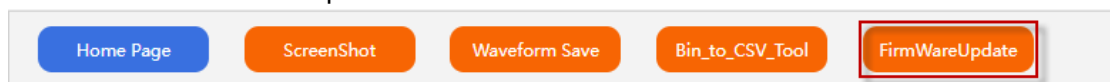
## Upgrade from the Web Server

A built-in web server provides an approach to control the instrument by web browser. This process doesn't require any additional software to be installed on the controlling computer. Set the LAN port correctly (see the User Manual for details), input the IP address of the instrument in the browser address bar, and then the user can browse and control the instrument on the web.



**WARNING: DO NOT shut off the instrument until the update is completed.**

1. Click the "FirmWareUpdate" button in the web interface



2. Select the correct update file (\*.ads) stored on the computer. The instrument will automatically download the update file and perform the upgrade once the file is specified.

**WARNING: DO NOT shut off the instrument until the update is completed.**